

Allopathic (MD) - AMCAS

Applicants			
	Total	Average Cumulative GPA	
		CUM	SCI (BCPM)
UCI	338	3.52	3.44
National	51,454	3.58	3.48

Offered Admissions				
	Total	Average Cumulative GPA		%
		CUM	SCI (BCPM)	
UCI	106	3.66	3.63	31
National	21, 935	3.72	3.66	43

2019 MEAN MCAT	Applied	Applied	Matriculated	Matriculated
	UCI	National	UCI	National
Chemical and Physical Foundations of Biological Systems	127.1	126.5	128.4	127.8
Critical Analysis and Reasoning Skills	125.3	125.9	126.7	127.1
Biological and Biochemical Foundations of Living Systems	127.3	126.8	129	128.1
Psychological, Social and Biological Foundations of Behavior	127.3	127.2	129	128.6
Composite Score	507	506.4	513.1	511.6

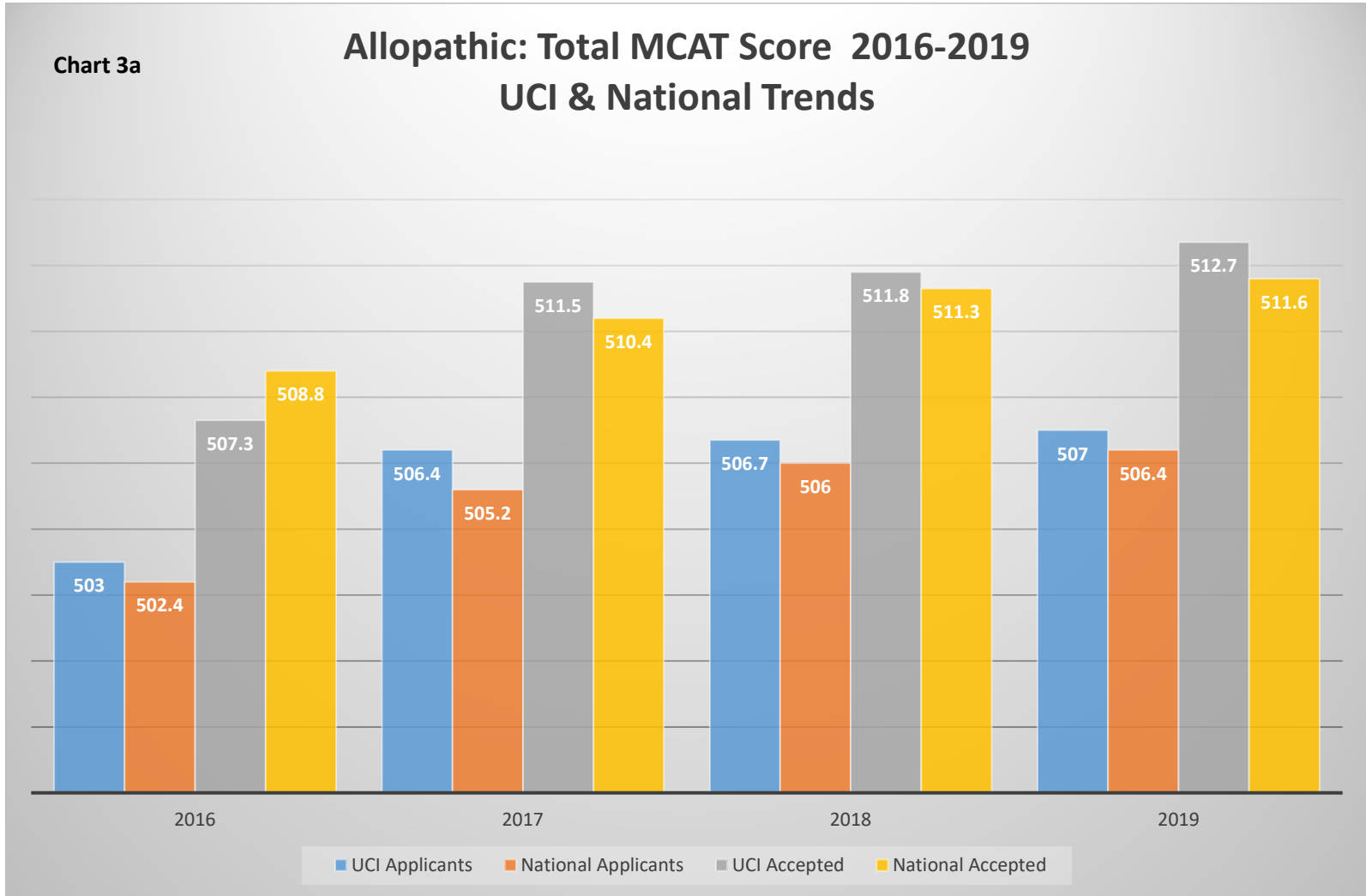


Chart
3b

MCAT MR5 Mean 2016-2019 UCI Applicants

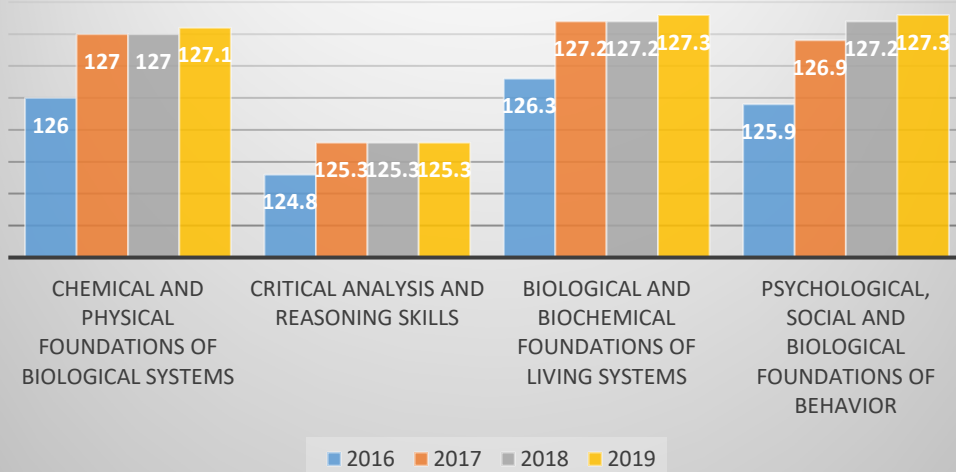
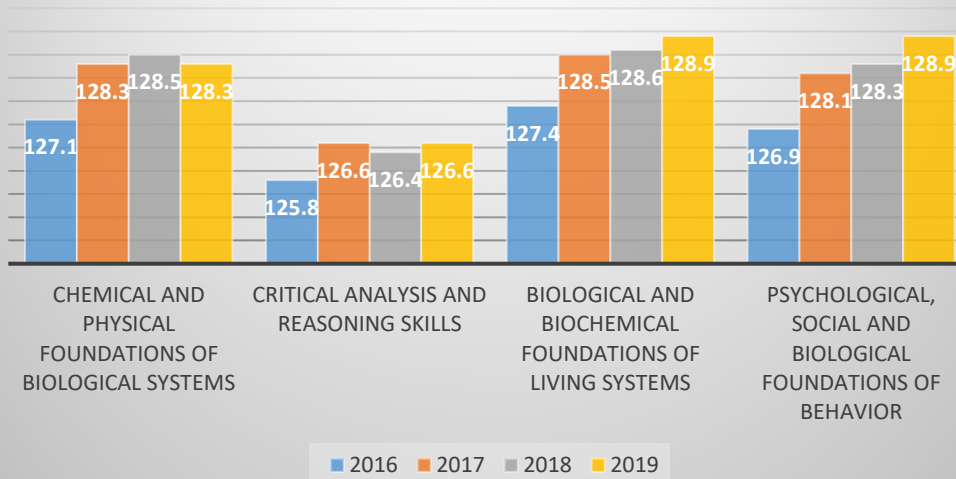


Chart
3c

MCAT MR5 Mean 2016-2019 UCI Accepted



Osteopathic (DO) - AACOMAS

Applicants			
	Total	Average Cumulative GPA	
		CUM	SCI (BCPM)
UCI	188	3.45	3.44
National	22,307	3.49	3.48

Offered Admissions				
	Total	Average Cumulative GPA		%
		CUM	SCI (BCPM)	
UCI	101	3.50	3.46	53
National	10,089	3.60	3.53	45

2018 NATIONAL MEAN MCAT	Applied	Matriculated
	National	National
Chemical and Physical Foundations of Biological Systems	125.3	125.7
Critical Analysis and Reasoning Skills	124.9	125.3
Biological and Biochemical Foundations of Living Systems	125.6	126.1
Psychological, Social and Biological Foundations of Behavior	126.0	126.5
Composite Score	501.9	503.8

*AACOM does not release MCAT raw scores for individual schools. Aggregate MCAT report specific to UCI not available.

[AACOM Reports on Applicants](#) and [AACOM Reports on Matriculates](#)

MCAT Score

[Click here for 2019 Summary MCAT percentile rankings](#)

[Click here for the most current Summary of MCAT percentile ranking](#)

**Percentile ranks are adjusted for the current cycle May 1st each year. The percentile ranks are based on the MCAT results from the previous three years.*